


LEGEND

426-1RA6



1200 HP Potential




BIG ANSWERS TO BIG VOLUME QUESTIONS

- Available in fully CNC ported version only.
- Assembled heads come with titanium retainers, 10 degree locks, seals, spring cups, Comp 947 Pacaloy springs good up to .820" roller cam.
- Customer must supply cam specs.
- 426-27 Indy roller rockers recommended.
- Uses any aftermarket adjustable rocker from stock type Hemi head.
- Accepts any Hemi rocker shafts.
- Exhaust valve angle is 2 degrees toward cylinder wall.
- 426-1 RA6 has raised exhaust port (+.750" taller).
- Intake port volume 325cc.
- Exhaust port volume 151 cc.
- Features +.350" longer intake valve and raised intake port.
- Intake valve diameter 2.400" - 5.900" overall length.
- Exhaust valve diameter 1.940" - 5.080" overall length.
- 2.00" exhaust valve diameter is optional.
- 166cc combustion chamber volume.
- 2" spring height, spring seats 1.550", can cut 1.625".
- Intake gasket Indy #259.
- Exhaust header gasket Indy #266.
- Valve cover gasket Indy #262.
- Head studs: ARP #426-23 for Indy Maxx block.
- Head studs: ARP #426-22W for Mopar/World cast iron block.
- Valve guides 11/32 solid bronze.
- 3/4 reach gasket seat spark plugs.
- Champion C57CX (cold) to C63CX (hot).
- Fits standard Hemi block.
- Has 10 bolt intake pattern.
- Best intake selection Indy 426-4 single plane or 426-5 tunnel ram.

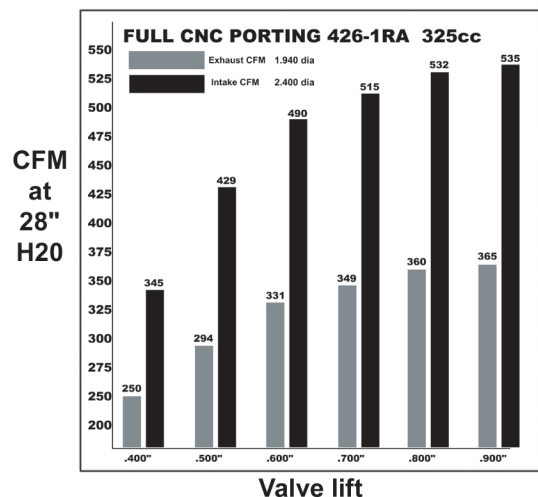
The 426-1 RA6 is a serious Legend head for bigger cubic inch engines. Take for example a 605" cid or 636" cid which needs every bit of the 500 CFM air flow and 325cc intake port volume to produce loads of horsepower. This head has all the good features: +.350" longer intake valve, raised intake port, integral rocker stands, exhaust valve rotated 2 degrees toward the cylinder wall, and raised exhaust ports. Build a 605 cid engine with our 426-4 4500 big volume intake and watch out you'll have a 1000HP single four barrel monster on your hands.

LONG VALVE DESIGN - FEEL THE POWER

- Must use 440-6R Indy valley plate
- Must use 426-10 shaft clamp kit
- Must use 426-12 extra clearance valve covers
- Cast in rocker stands make valve train 25% stronger eliminating flex. Also allows adjustable rocker geometry
- Because of raised ports, valve cover rail raised .500" making longer spark plug tubes necessary #462-17
- Head bolt torque 70 ft. lbs.
- Rocker shaft torque 30 ft. lbs.
- Push rod length must be checked!
- Best engine range 605 cid to 636 cid



426-1RA6 CNC 325cc Intake Runner



Call: 317-862-3724 Fax: 317-862-6300 Web: indyheads.com Email: techline@indyheads.com

Hemi is a trademark of the Chrysler Corporation and is used for identification purposes only

Not legal for use or sale on pollution controlled vehicles