



440-1
Aluminum

440-C
Cast Iron

WEDGE


INDY
CYLINDER HEAD

MADE IN
USA

ORIGINAL ANSWERS FOR ORIGINAL QUESTIONS

- 440-1 Aluminum head 440-C: cast iron head.
- Should be purchased in kit form (440-1K or 440-CK).
- 440-1K or CK includes everything between block and carb.
- Assembled heads come with hydraulic, solid, or roller springs good up to .650" lift.
- Recommended 10 degree locks for solid or roller cam.
- Customer must supply cam specs.
- Uses .800" offset Indy 440-5I intake rocker (1.5 or 1.6 ratio).
- Machined for stock rocker shafts or Jesel rockers.
- Valve angle is stock 15 degrees, stock valve location.
- Stock 440 exhaust bolt pattern (raised exhaust port, may need custom headers).
- Intake port volume 310cc.
- Intake volume is 110cc bigger than stock head.
- Exhaust port volume 110cc.
- Intake valve diameter 2.19" - 5.344" overall length.
- Exhaust valve diameter 1.81" - 5.370" overall length.
- 2.25" intake valve diameter optional.
- 75cc combustion chamber volume (heart shaped).
- Flat mill .006" per combustion chamber cc.
- Can be milled to 62cc.
- 2" spring height, spring seats 1.550", can cut 1.625".
- Head gasket: Fel-Pro # 1009.
- Intake gasket: Indy # 216.
- Exhaust header gasket Indy # 221.
- Head bolts: Manley # 440-16
- Head studs: ARP # 440-17.
- Valve guides 11/32 solid bronze.
- 3/4 reach gasket seat spark plugs.
- Champion C57CX (cold) to C63CX (hot).
- Accepts all Indy intake manifolds.
- Head bolt torque 70 ft lbs.
- Rocker shafts 25-30 ft. lbs.

900 HP Potential



The place was Columbus Ohio in 1992 at the Nationals. Indy introduced the 440-1 head and manifold combination that soon became the most popular power for the 440 Wedge engine. With the newly designed heart shaped combustion chamber, it's still the best selling package at Indy, transforming power deprived combinations into serious street/strip machines.

The best use of the 440-1 is a 451" to 540" bracket engine. This head makes the engine perfect for the serious bracket racer...650HP to 850HP engines with a single carburetor that produces great torque and low shift points. Purchase a complete kit for correct engineered compatibility.


LONG VALVE DESIGN - FEEL THE POWER

Note: The 440-C cast iron head is the same head as the 440-1 except for weight. Cast heads add 80 pounds.

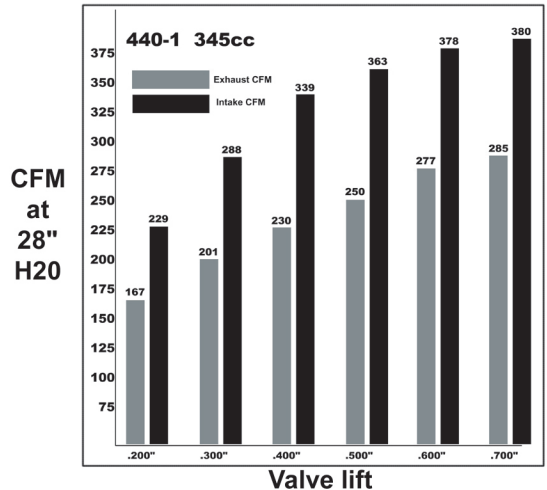
- 7/16-14 Jesel rocker bolts 50 ft lbs.
- 440-1 or 440-C heads with Indy valves, no block or head milling uses the following push rod lengths:
 - RB solid 9.750" -B solid 9.000"
 - RB hydraulic 9.500" -B hydraulic 8.750"
- Roller cam push rod length must be checked!
- Best engine range 451 cid to 540 cid



Heart Shaped Chamber



440-1 CNC 325 or 345cc Intake Runner



Call: 317-862-3724 Fax: 317-862-6300 Web: indyheads.com Email: techline@indyheads.com

Hemi is a trademark of the Chrysler Corporation and is used for identification purposes only

Not legal for use or sale on pollution controlled vehicles